













Appliance measurements were taken at typical distances experienced by users.

	Common EMF sources	Range of measurements (mg)
	Electric stove	2-30
	PC	2-20
	TV	0.2-2
	Electric blanket	5-30
	Hair dryer	10-70
	Refrigerator	2-5
	Toaster	2-10
	Kettle	2-10
	Fan	0.2-2
	Substation	1-8 (at substation fence)
	Transmission line: – under line – edge of easement	10-200 2-50
	Distribution line: – under the line – 10m away	2-30 0.5-10