

# Guide to completing: NOA - Notice of Arrangement

# Introduction – NOA Notice of Arrangement

## Why use this form

A local council may require you to lodge a subdivision application, a development application and building application, depending on the scope of your proposal. Your local council may also impose conditions of consent, which must be met before development can proceed.

\* In most cases one condition of consent in your Development Approval will be that you obtain a Notification of Arrangement (NOA) from Ausgrid. This NOA serves to indicate that you have made the necessary arrangements to provide electrical services to your development and that you have met the costs and any other servicing requirements identified by Ausgrid.

## Why complete this form?

Use this application if you are seeking written confirmation from Ausgrid in regards to a council condition.

## The guide contains these sections:

1. Form Symbols and what they mean .....	3
2. Location .....	4
3. Applicant Details .....	5
4. NoA Details .....	6
5. NoA form Summary .....	7
6. Declaration .....	8
7. Payment .....	9

## *Why complete this form?*

Ausgrid needs the information requested in this form so it can assess your requirements and make an appropriate response under the National Electricity Rules as they apply in NSW.

## **IMPORTANT:**

You will need to complete all mandatory fields in order to be able to submit the form. Providing incorrect or incomplete information will result in an invalid application; this will mean that you will have to complete a new application and pay an additional submission fee.

***This form is designed to be completed by a Qualified Electrical Professional. To provide some of the answers to these questions you will need to consult an electrical contractor or Accredited Service Provider (ASP) who may need to attend the site.***

# Form Symbols – What they mean

## Reference Code

All Forms are identified by unique Reference Codes.  
Please keep a record of your application reference code. If you have enquiries about your application, we will require this number to assist you.

Reference Code : 0011613

## Navigation through the form

The forms have been designed to assist you to quickly navigate and complete all the required information in a tabular step by step format.



1. Each section must be completed before moving onto the next step.
2. Complete sections are marked WHITE background with GREEN text
3. Current section are marked BLUE background with WHITE text
4. Next sections are marked with a WHITE background with GREY text

## Completing sections



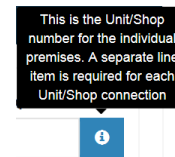
1. The process allows you to go BACK as required
2. You can SAVE & SHARE the application as you go, share the application link, return at any time and continue
3. As you complete a section, click NEXT to proceed

## Mandatory Fields

1. Mandatory fields are identified with the use of \*
2. Mandatory fields must be completed before proceeding
3. Non completed mandatory fields are shown as

\*Phase A

4. Tool tips and help are shown as

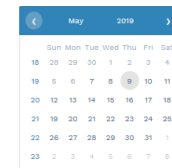


## Useful buttons to help get things done

1. Duplicating a section
2. Add a new section
3. Browse to find file/s to upload and attach to your application



4. Calendar Icon Opens date picker



5. Checkbox
6. Radio button (select only one)  Yes  No
7. Drop Down selection – allows you to select from prepopulated list of options

# Location Information

NoA Reference Code : 0004846

Location Applicant NoA Details Summary and Payment Complete

*Property Name		*Land Title Type		
<input type="text"/>		<input type="text"/>		
*Street Number/RMB	or	*Lot Number	or	*Lot/DP Number
<input type="text"/>		<input type="text"/>		<input type="text"/>
*Street Name		Nearest Cross Street		
<input type="text"/>		<input type="text"/>		
*Suburb	*Postcode	*Land Zoning		
<input type="text"/>	<input type="text"/>	<input type="text"/>		

1. Select the **Land Title Type** from the drop down menu for example Torrens, Strata, Community Title, Public or other.
2. Enter the **address** where the new connection is required, this could be entered either as a Street/RMB Number, Lot Number or Lot/DP Number which can be found on the Development Application (DA) or council rate notice.
3. Select the **Land Zoning** from drop down menu for example: Urban, Rural or Other  
**Note:** The Landing Zone information should auto populate with data from the NSW Government Planning Portal.

# Applicant Information

NoA Reference Code : 0004846

Location **Applicant** NoA Details Summary and Payment Complete


\*Applicant Type 1

\*Title \*First Name \*Last Name

\*Email Address \*Confirm Email Address

Floor Number Unit/Shop Number \*Street Number/RMB or \*PO Box/Locked Bag 2

\*Street Name Nearest Cross Street

\*Suburb \*Postcode \*Phone Number  Other Number



**Note:** The email address supplied for the applicant will be utilised for ALL communication in relation to your application.



Phone Number must be 10 characters with **NO** spaces

1. Select the **applicant type** from the drop down menu for example: ASP, Electrical Contractor, Retail Customer etc.

**Note:** If you are the person who requires an electricity connection for your own use (for example in your house or business) then you are a **retail customer**.

If you are applying for electricity to supply to a development which will be sold off and you will not be the end user of the electricity at this premises then you are a **real estate developer**.

If you are applying on behalf of someone, then select the category from the drop down menu that best describes you. (For example ASP on behalf of a retailer Customer or Real Estate Developer).

2. This section calls for the **applicant details** of the person making the application. YOUR details – i.e. the person lodging this form.

**Note:** If you are not a retail customer or real-estate developer, you must ensure that the person on whose behalf you are applying has authorised you to make an application, receive and accept a connection offer from Ausgrid on their behalf.

# NoA Details

NoA

Reference Code : 0012962

Location > Applicant > **NoA Details** > Summary and Payment > Complete

NoA

Notification of Arrangement (NoA) Details

\*Land Title Type

1

\*Subdivision Type

2

\*Nature of proposed building



3

\*Will the building/s be air conditioned

 Yes  No  Unsure

4

\*Will the building/s have gas for kitchens and / or hot water

 Yes  No  Unsure

5

\*Will any of the proposed construction be closer than 4 metres to the street alignment

 Yes  No  Unsure

6

\*Attach Approved Plan

Browse File...

7

\*Attach Notice Of Determination

Browse File...

8

Comments

9

Please attach any documents that are relevant to your connection for example Proposed Design, sketch of the building, Photos etc

Browse File...

1. Specify **Land Title Type** from the dropdown menu.
2. Select the **Subdivision Type** from the drop-down menu.
3. Select the relevant and most accurate option about the **Nature of the proposed building** from the drop down menu.

**Note:** Only one option may be selected. However, if the initial options are not suitable, select **Other**, at which time you will see an additional comments field open. Enter specific information into the comments. All relevant information and attachments should correspond.

4. Advise plans for **air conditioning**.
5. Advise plans for **gas** installation for kitchens and/or hot water.
6. Advise **street alignment**.
7. Upload **approved plan/s**.
8. Upload **Notice of Determination**.
9. Provide **detailed comments** relevant to your application and **upload** any additional/relevant document to support your application.

# NOA Form Summary

NoA Reference Code : 0012962

[NoA](#) 1

### LOCATION

Land Title Type  
Strata  
Street Number/RMB  
39  
Location Address  
Gardinia Street, Narwee, 2209  
Land Zoning  
Urban

[Edit] 2

1. **Review** your application.
2. You will have the option to edit information from this summary page by **Review** associated fees.

### APPLICANT

Applicant Type  
Retail Customer  
Full Name  
Miss Noa Noa  
Email Address  
Noa@Noa  
Street Number/RMB  
39  
Applicant Address  
Gardinia Street Narwee 2209  
Phone Number  
0412123456

### NOTIFICATION OF ARRANGEMENT (NOA) DETAILS

Land Title Type  
Torrens  
Subdivision Type  
Residential  
Number Of Existing Residential Lots  
1  
Number Of Proposed Residential Lots  
2  
Approved Plan

File name	Ausgrid filename reference	Size
Location Diagram.jpg	ApprovedPlan_1	0.063 MB

Notice of Determination

File name	Ausgrid filename reference	Size
Approved DA.jpg	NoticeOfDetermination_1	0.063 MB

Nature Of Proposed Building  
Duplex  
Will The Building/S Be Air Conditioned  
Unsure  
Will The Building/S Have Gas For Kitchens And / Or Hot Water  
Unsure  
Will Any Of The Proposed Construction Be Closer Than 4 Metres To The Street Alignment  
Unsure

[Edit] 2

# NOA Form Summary - Declaration

## DECLARATION

Applicant Name  
Miss Noa Noa  
Application Date  
28-May-2019  
Price Description  
NoA 1 x  
Total Price

Price Including GST  
AUD \$  
AUD \$

[Terms and Conditions:](#)

In submitting this application you are engaging Ausgrid to provide you with a connection offer. Once submitted the fee charged is consumed. Ausgrid will aim to provide you with a written response within 10 business days. If additional work and/or fees are required, we will contact you to advise prior to providing the response.

Where this application requests an expedited connection, I declare that I have read and understood the terms and conditions of the connection offer and agree that if the connection is expedited that a contract based on that offer will be formed with Ausgrid on the date that Ausgrid receives the application. Where this application is being made on behalf of a retail customer or real estate developer, I declare that I have obtained the authority of that person to make this application of their behalf, including where applicable, making a request for expedition of the connection application.

\*I acknowledge the terms & conditions.

Back

Save & Share

Download PDF

Pay

1. Review your **Declaration** that you understand the Total Price to be paid and the Terms and Conditions.
2. By clicking this box you **acknowledge the terms and conditions**.
3. Click Pay to move to the payment screen or Save & Share your application.

**Note:** You can Save & Share you application. Use the Save & Share function to email your application form to another person for payment and submission.



**Note:** The form will not be submitted to Ausgrid until payment has been made.



A copy of your application can be downloaded in PDF format for your records.



# NOA Form Summary - Payment

Payment Confirmation

Do you want to proceed to payment for the amount : AUD \$

Pay 1

Or

Share application for payment

Email Address

Share

helpful tips

1. To proceed with payment, select **Pay** and follow the payment options.
2. Proceed to the payment gateway to complete your payment.



You can send the completed form to a third party to complete the payment. Then instruct that party they will receive an email and they should follow the link to make payment.

BPOINT Receivables Solution

Supported by the Commonwealth Bank

Make a BPOINT Payment

Billor Code: 1261338 (Ausgrid - Ausgrid)

Ref#: 0011613

Amount (AUD):

Select your payment option: MasterCard VISA

2

© Commonwealth Bank of Australia 2009-2019 ABN 48 123 123 124

helpful tips

Thank you for sharing your application for payment.

You may now save a copy for yourself and/or download a PDF summary using the buttons at the bottom of the screen. If you are finished, you can close your browser window.

Download PDF